



VFW AUXILIARY

How to Post on Your Auxiliary Facebook Page

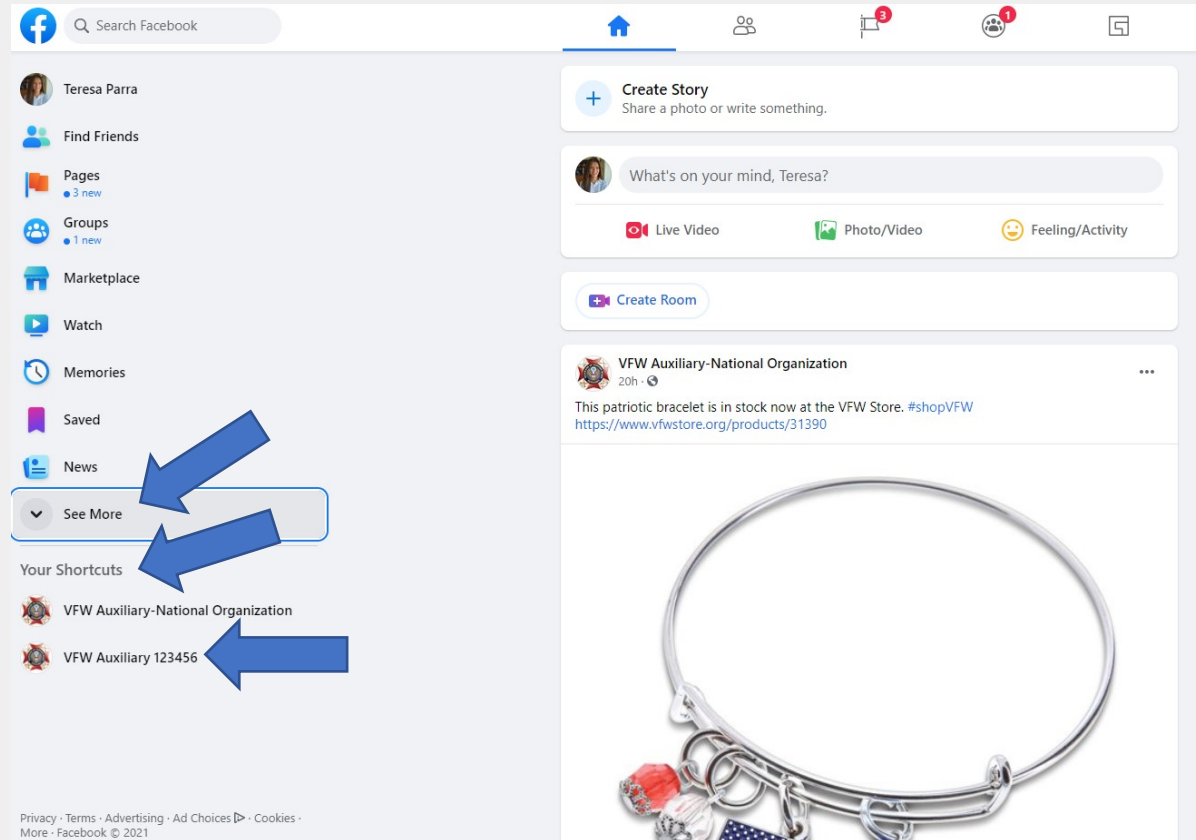


VFW AUXILIARY

To post as your Auxiliary, log into your Facebook account. On the left-hand side there will be **“Your Shortcuts”**, click on VFW Auxiliary (your number).

If you do not see your Auxiliary page under “Your shortcuts”:

- Click the **“See More”** in the middle left-hand side of your screen
- Scroll down and click on **“Pages”**
- Click on VFW Auxiliary (Your number)









UNWAVERING SUPPORT FOR UNCOMMON HEROES®








VFW AUXILIARY


Once you've switched to use Facebook as your Auxiliary, your Auxiliary page will display.











Manage Page


**VFW Auxiliary 123456**


**Business Suite**


**Inbox**


**Publishing Tools**


**Page**


**News Feed**


**Updates**
New updates


**Business Apps**


**Resources & Tools**



**Manage Jobs**

**Notifications**
2 new


**Insights**


**Ad Center**

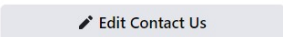








UNWAVERING SUPPORT
FOR UNCOMMON HEROES®
vfwauxiliary.org





**VFW Auxiliary 123456**
@VFWAuxiliary123456 · Nonprofit Organization




[Home](#) [About](#) [Events](#) [Photos](#) [More](#)







**Post job openings for VFW Auxiliary 123456**
People are looking for jobs on Facebook. Post any open jobs to find qualified candidates for your Page.
[Post Job](#)

**Manage your Page and Instagram account together with Business Suite.** [Go to Business Suite](#)

Set Your Page up for Success
Finish setting up your Page so people on Facebook know you're a credible business.

**Create Post**





UNWAVERING SUPPORT FOR UNCOMMON HEROES®



VFW AUXILIARY

Now you're ready to post to your Auxiliary page!

Click **"Create Post"**.



VFW Auxiliary 123456

@VFWAuxiliary123456 · Nonprofit Organization

[Edit Contact Us](#)

[Home](#) [About](#) [Events](#) [Photos](#) [More ▾](#)

[Promote](#)



Add More Information to VFW Auxiliary 123456

You're missing some details for your Page. Help people discover and learn about your Page by adding more information.

[Get Started](#)



Manage your Page and Instagram account together with Business Suite.

[Go to Business Suite](#)

Set Your Page up for Success

Finish setting up your Page so people on Facebook know you're a credible business.

6 of 13 steps completed



Completed



Create Post

Photo/Video

Get Messages

Feeling/Activity

Create

Live

Event

Job

...

UNWAVERING SUPPORT FOR UNCOMMON HEROES®



VFW AUXILIARY

If this window pops up on your screen, click
“Create Post From Your Page”.

	Your Page	Creator Studio
Easily create your post	✓	✓
Preview your post and schedule or save it	—	✓
Get more insights, optimize video posts and access monetization tools	—	✓
Schedule a restricted audience for your post	—	✓

[Create Post in Creator Studio](#)

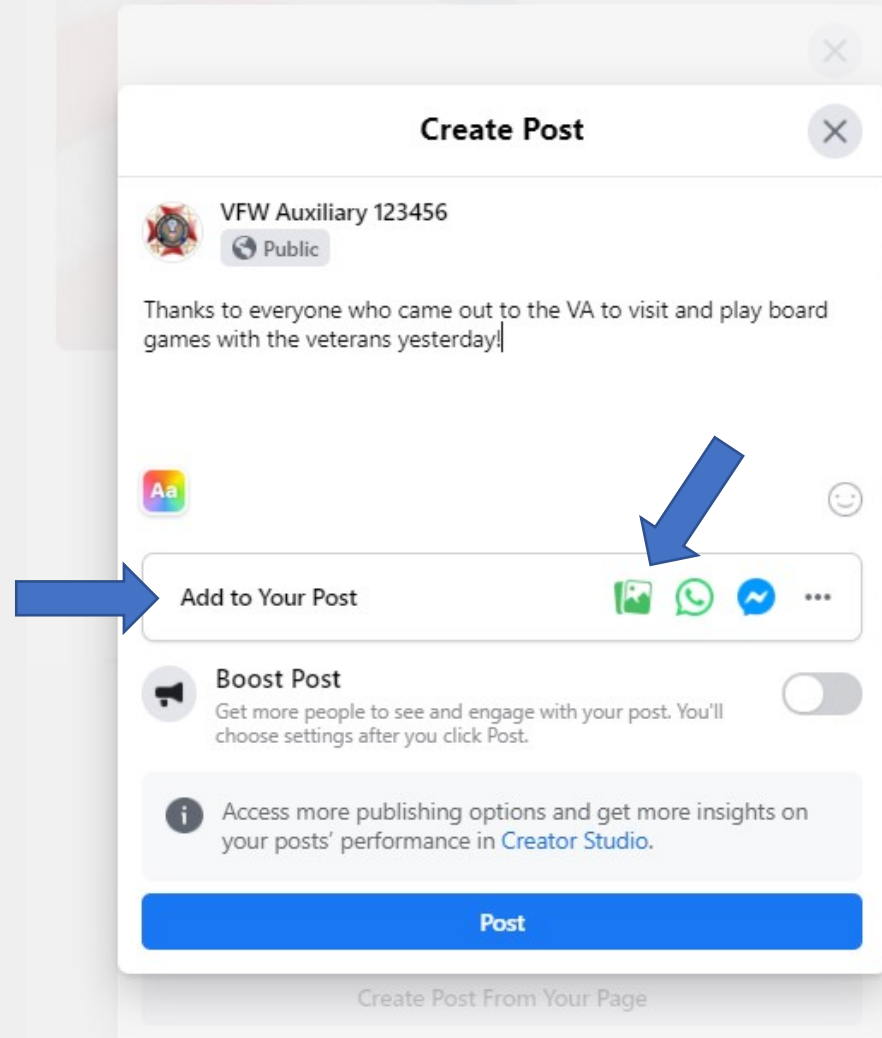
[Create Post From Your Page](#)

UNWAVERING SUPPORT FOR UNCOMMON HEROES®



VFW AUXILIARY

Type the post and select the **Photo/Video** icon next to “**Add to Your Post**” to add a single photo or video to the post.



UNWAVERING SUPPORT FOR UNCOMMON HEROES®

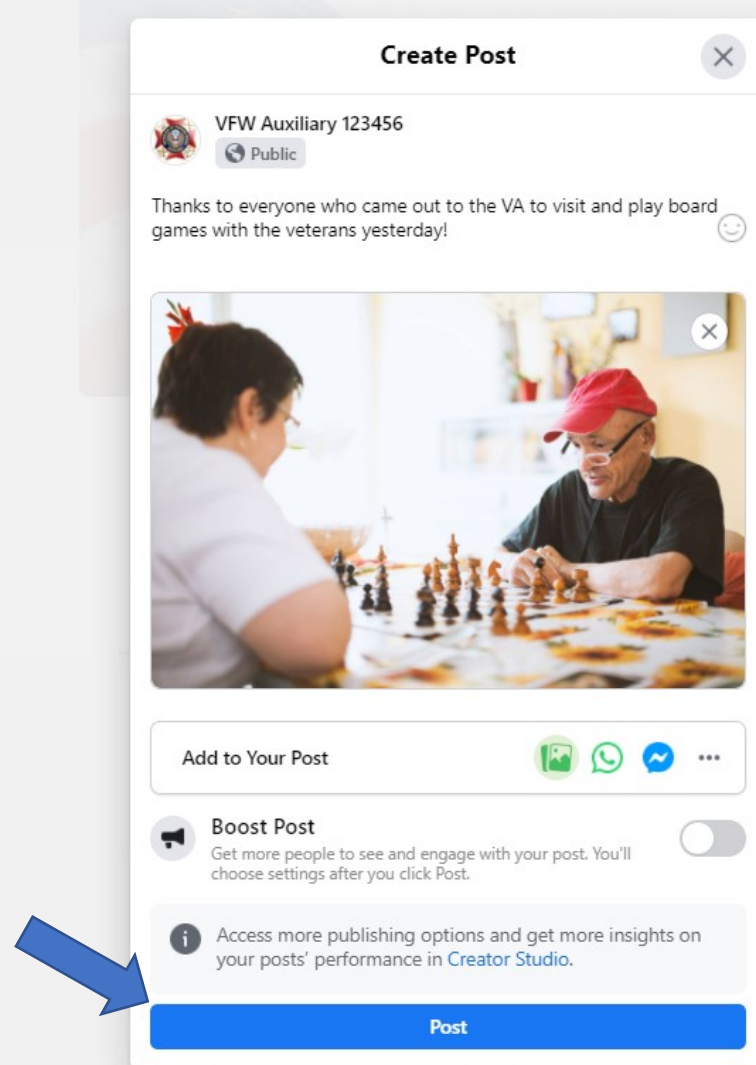


VFW AUXILIARY

Once the photo(s) or video(s) have uploaded, a screen similar to this will display.

You are ready to publish the post!

Select the “**Post**” button to publish the post immediately!



UNWAVERING SUPPORT FOR UNCOMMON HEROES®



VFW AUXILIARY

If this window is still on your screen click the “X” in the upper right-hand corner.

Try posting in Creator Studio for more advanced options

Preview your post, schedule or save it, get more insights on its performance, access monetization tools and more - all in Creator Studio.

	Your Page	Creator Studio
Easily create your post	✓	✓
Preview your post and schedule or save it	—	✓
Get more insights, optimize video posts and access monetization tools	—	✓
Schedule a restricted audience for your post	—	✓

[Create Post in Creator Studio](#)

[Create Post From Your Page](#)

Set Your Page up for Success
Finish setting up your Page so people on Facebook know you're a credible business.
6 of 13 steps completed

Photo/Video Get Message



VFW AUXILIARY

The post and photo(s) or video(s) will appear on your Auxiliary page.

The screenshot displays the Facebook interface for a page named "VFW Auxiliary 123456". The page header includes the VFW logo, the page name, and buttons for "Edit Contact Us" and "Promote". Below the header, a "Create Post" section is visible, with options for "Photo/Video", "Get Messages", and "Feeling/Activity". A blue arrow points to the "Create Post" button. Below this, a post is shown with the text "Thanks to everyone who came out to the VA to visit and play board games with the veterans yesterday!". The post includes a photo of two people playing chess. The post's engagement statistics are shown as 0 People Reached, 0 Engagements, and a Distribution Score of -. Below the post, there are buttons for "Like", "Comment", and "Share". At the bottom of the page, a notification states "VFW Auxiliary 123456 updated their cover photo.".

UNWAVERING SUPPORT FOR UNCOMMON HEROES®



VFW AUXILIARY

Questions?

Facebook Help Center:

<https://www.facebook.com/help>